

Newsletter of the



Poly Speaks

Edited by Jim Mildice

**Poly Photo
Camera Club**
San Diego, California

Volume 5, No. 3

April, 2014



"Under the Maple Tree" by Michele McCain (Best of 2013)

In this Issue – Past and Future Competition
Poly Year-End Awards for 2013
San Diego County Fair –
Exhibition of Photography for 2014

CONTENTS

News and Views of Poly Photo Camera Club Members

April, 2014

Volume 5, No.3

FEATURES

Poly Year-end awards for 2013	3
Hanging Prints in the PAB Steff Stracken	8
San Diego County Fair – Exhibition of Photography is Here	9
San Diego County Fair – Judging Tips Dorothy Mildice	11

DEPARTMENTS AND COLUMNS

From the Editor Jim Mildice	2
This and That Clark Winsor	7
SCACC Report Mary Anderson	8
Coming Events Darlene Elwin	12

From the Editor

We have departed from our usual format for this April Edition. The “Features” section that usually shows pictures from a single member is showing the best pictures submitted in 2013 by our members; as determined by our end-of-the-year panel of judges.

In looking over the winners, it looks like we needed a new awards category, “*Photographer of the Year*.” I know, if we had one, it would usually be impossible to select a winner from among the many, very talented photographers in Poly. But this year, the choice would have been easy. Michele McCain surely would have won it. In the Open Category, she won first **and** second place for the “*Best of the Year*.” She also had the “*Best of Nature*” award, and first place in the “*High Points*” competition. Need I say more? Congratulations, Michele.

Also, congratulation to Darlene Elwin and Dan Palermo who won second and third place, respectively, in the yearly “*High Points*” competition. These awards are important because they recognize photographic excellence and dedication for the creation of a consistent body of work throughout an entire year.

The other year-end award images and their creators are shown starting on Page 3 of this issue.

In his column this month, Clark talks about the difficulties created by larger (and larger) numbers of images in our monthly competitions. Since competitions and the feedback from the judges’ comments are important, integral parts of Poly’s programming, we need to take some care, and propose and evaluate solutions. We could reduce the number of images a person can enter, or (at the other end of the scale) “bite the bullet” and stay a little longer when the judge is taking a little extra time to make cogent, appropriate comments.

I do agree with Clark when he says that interrupting the judge and changing the pace of the commentary in the middle of a session is both rude, and unfair to the succeeding

competitors. I thought we had solved this problem last year when we limited who was to instruct the judges (including time limitations) before they started, and said that Bill (from the projector) would announce when we had covered about half of the entries. If a judge can’t deal with those timing cues, then perhaps we should consider that when it is time to ask him back.

This month we’ve also published the list of Divisions and Classes for the San Diego County Fair – Exhibition of Photography. As many of you know, this is a juried exhibition in which your work can be seen by, and offered for sale to, tens-of-thousands of people. Typically, the exhibition displays over 1200 images in 35 classes of entries; each with its own winners and cash prizes. Images are selected for hanging from digital submissions, and awards are selected from from the prints that you subsequently make from your accepted digital files. Those prints are then hung in the exhibition. If you are interested in expanding your work into another Photography outlet for your images, we encourage you to enter.

If you decide to compete this year, the deadlines for submittals are fast approaching. The important ones for us are:

Digital images for Tier 1 judging must be submitted on line by Friday, April 25, by 11:59PM, at www.sdfair.com/entry. So this is your last warning.

Email notification for accepted Tier 1 (digital) images is by Wednesday, May 7.

Finished prints for Tier 2 judging must be delivered to the Photography Division at the Fairgrounds on Tuesday, May 20 or Wednesday, May 21 between noon and 7:00PM.

Final judging results will be posted on-line by Friday, June 6.

For additional more-detailed information about image and print requirements, workshops, and other photo-related events, go to the fair web site at: sdfair.com/index.php?fuseaction=exhibits.photo


Poly's "Best of the Year" for 2013

Every year, Poly members can select up to eleven of the images that they have entered in monthly competitions and have received scores of seven or greater throughout that year, to compete for the year's "Best Image" awards. There are first, second, and third prize medals awarded in the open category; and special medals for "Best of Nature" and "Most Creative" images.



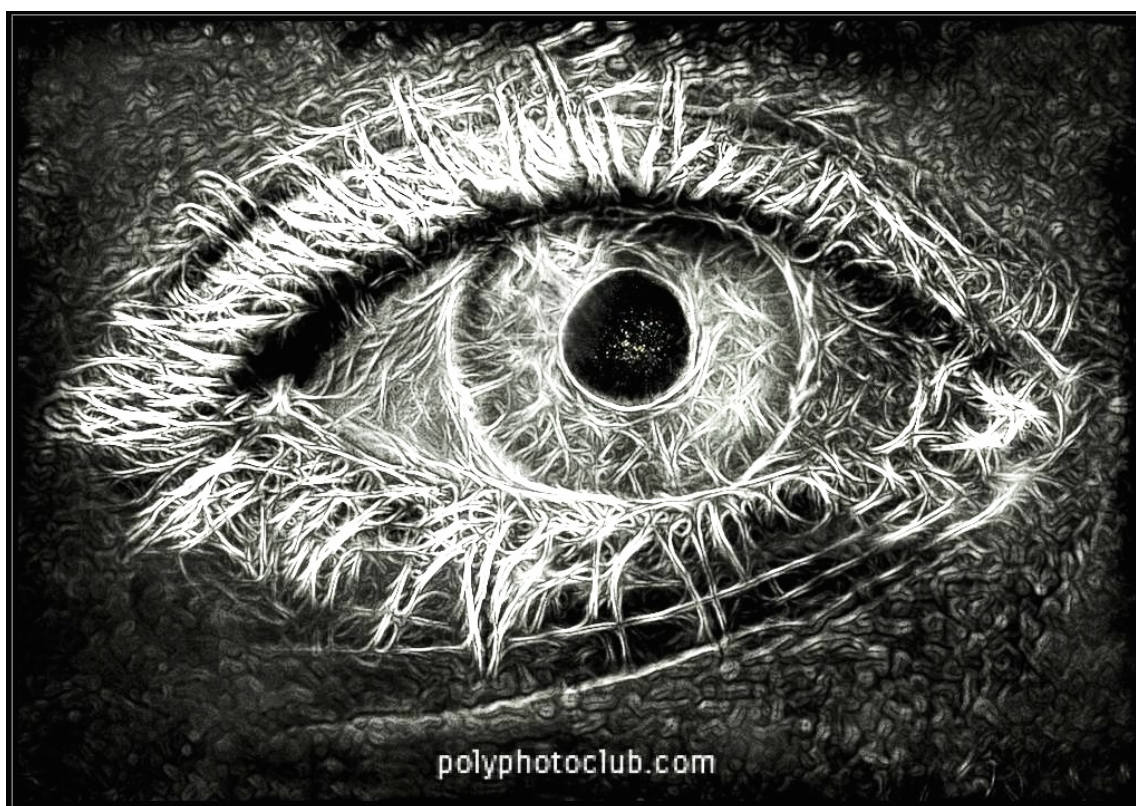
Best of the Year "*Under the Maple Tree.*" (The full version is on this month's Cover) by Michele McCain

Second Place – Best of the Year
"*Abraham Lake*"
by Michele McCain






Third Place – Best of the Year “*Holding Back the Clouds*” by Darlene Elwin



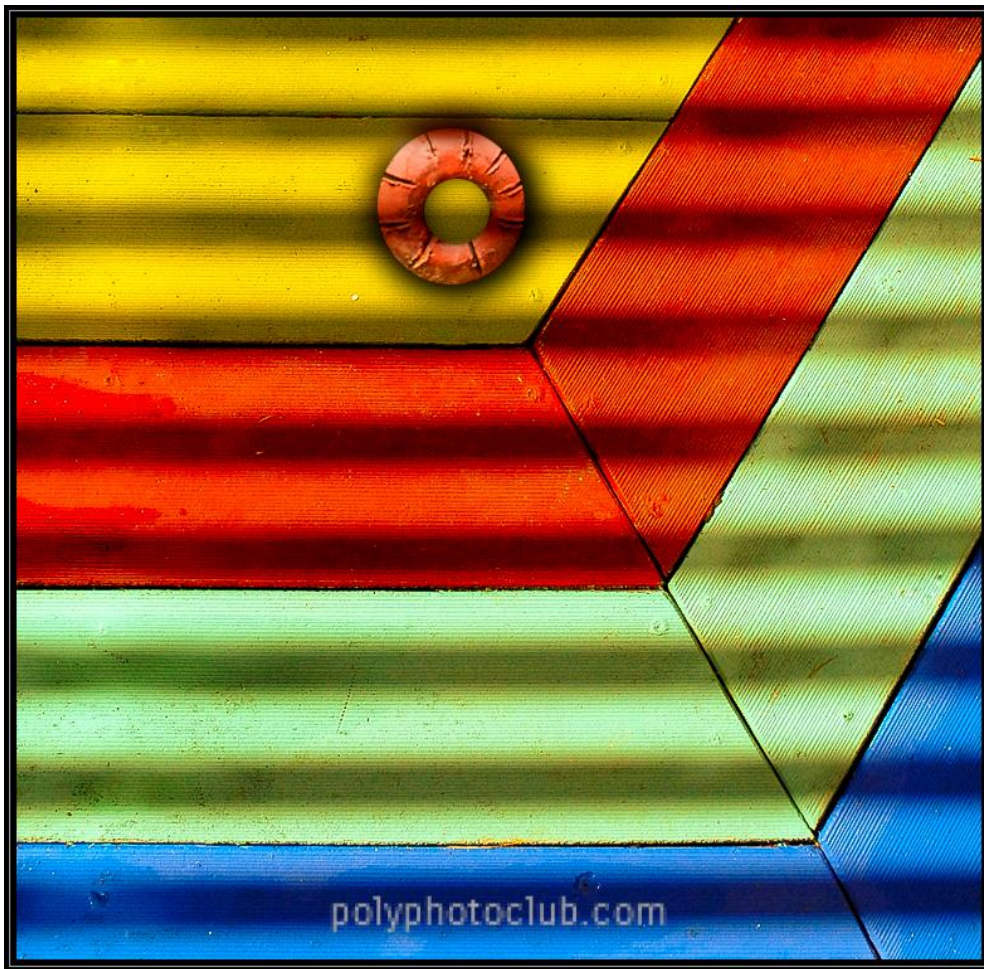
Most Creative Image “*Naked Eye*” – by Dan Palermo



Best Nature Image “*Glacial Ice Cave*” – by Michele McCain



Best Project Image “*Black and White*” – by Jan Handman



**Second Place –
Project Image**
“Obtuse Angles”
by Dan Palermo

**Third Place –
Project Image**
“Crystal Rush”
by Rick Wiley



This and That

By Clark Winsor

In baseball, some pitchers have a “Money Pitch.” The one pitch that almost guarantees the batter will not be able to hit it. Fast ball, curve, knuckle ball, it doesn't matter, if it gets the out. If you enter the Poly monthly competitions, you should have a least one image that is your “Money Pitch.” The one image that you feel is good enough to score nine points. Our best photographers always have more than one “Money Pitch.” Poly members who score the highest in our competitions from month to month have perfected their “Money Pitch”. It does not matter who judges, or if the image title starts with an A, or a Z. I have been working on my “Money Pitch.” Every month this year, I have worked on one image that I believed was my “Money Pitch” image. It hasn't always worked out, but I am getting better at it.

After the February competition meeting, I wrote on Poly's Yahoo site, my thoughts on reducing the number of entries from three to two. Four or five members responded and the subject was dropped. Since then, several of you have spoken to me in support of the idea. I have also talked to a few of our judges, and they told me their concentration drops off after judging about 80 images. With that as the background, I will make the case for reducing the competition entries from three to two.

In February, we had 16 Project entries and 105 competition entries.

In March, we had 22 Projects and 99 competition entries.

Poly has always been an open competition club. We also believe strongly

in the idea that the competitions are a learning experience. To support that idea, we have always encouraged thoughtful comments on our competition entries. If we push the judge to hurry up, we are undoing our own purpose.

In both months, the judges were interrupted and told to hurry along after judging all the Project entries and only about 38 competition images.

Prior to that interruption, the judges were giving time and thought to their comments. After being told to go faster, the judge's comments were truncated and their value reduced. In my opinion, the entries after the speed up were robbed of a good critique. While I have no proof of this, the possibility does exist that the points given after the interruption were corrupted too.

When Poly set up the rules for the Project entries the rule was to not allow comments. Our judges only had to view the entries and pick a first and second place. I don't know when that rule changed, but if we think we need to save time, we could save at least 15 minutes by going back to it.

As of now we are averaging 30 to 33 members competing each month, and we have 77 club members. If more members decide to compete, and as we continue to accept new members, we will have more entries in our competitions, and the problem will slowly get worse. If we continue to ignore this problem, what will we do when our membership hits 100?

See you next month.

Clark

Murphy's Laws of Photography –

“Photo experience is something you never get until just after you need it.”

SCACC News – March 2014

By Mary Anderson

The bi-monthly meeting was held at the PAB on 3/4/14. A slate of officers was nominated and elected. Officers for the next year (4/1/14-3/31/15) are:

President – Les Anderson
VP–Building – Mike Shane
VP-Programs – David Delgadillo
Treasurer – Diane Patterson
Secretary – Josi Ross

Mark Whitbeck was appointed Interclub Chair, replacing Darci Hook who has been in that position for the past 3 years.

The SCACC year-end Interclub Awards Banquet will be held at the PAB on Saturday April 12 at 9am. Each club will be bringing something to eat/drink. Poly has been asked to bring sweet snacks. It should be fun, so plan to attend!

Interclub competition took place on Sunday March 16 and results will be announced at respective club meetings.

SCACC is considering additional money-making avenues such as the continuing John Watts Workshops held monthly. Larry Vogel will also be doing a workshop once a month. Les and Mary Anderson will be doing a Night Sky workshop for PPS, with all proceeds going to SCACC. Other workshops will be considered on a case-by-case basis. Since all workshops need to be hosted by two SCACC members (any member of any of the SCACC clubs, not just officers or representatives), we want to be sure we do not commit to more events than we have hosts to handle. Those who host are allowed to attend the workshop at no cost.

Next bi-monthly meeting will be held at PAB on Tuesday 5/6/14 at 7PM. All club members are invited to attend.

Instructions for Hanging Prints on the Gallery Wall

By Steff Stracken

Your images may be any subject, any size, matted or not but must be mounted on board. We will have velcro if you need it. You will hang your images and take them down yourself. We will have labels to write your Title and Name if you wish. You may hang your images anytime the building is open. Note, the building is only open to the public on Saturdays from June to September, it is always open on Sundays. Poly will also have the wall in June and August so keep that in mind and be ready to hang more of your images then. Thanks. For further inquiries e-mail me at Steff@sbcglobal.net.

Quote of the Month –

“The greater the artist, the greater the doubt. Perfect confidence is granted to the less talented as a consolation prize.”

– *Robert Hughes*

San Diego County Fair – Division of Photography

What's new for 2014?

The Photo Show is offering two new competition classes: Large Prints and California State Parks. Entries in these categories must be accepted in both stages of judging – digital images online and of the mounted prints themselves to hang on the gallery walls. Prints on metal are now allowed in all competition classes, but they must be 16 by 20 inches or smaller (except in Panoramics and new Large Prints division) and securely mounted on a 16 by 20 backer that can be hung on our Velcro receptive walls.

Images of desert scenes are now allowed in Class 1-Summer, and shots of the Arctic/Antarctic in Class 4-Winter.

Fair Divisions and Classes

Division 1201: Color Scenic (landscape)

Class 1 Color Scenic - Spring

Class 2 Color Scenic - Summer

Class 3 Color Scenic - Fall

Class 4 Color Scenic - Winter

Choose the season by checking your photograph's metadata and/or deciding which time of the year it depicts best. An image with fall colors probably should be entered in Color Scenic-Fall, for instance, and one with snow, bare trees or ice in Color Scenic-Winter.

Desert scenes are allowed in Class 2 Summer, and shots of the Arctic/Antarctic in Class 4 Winter.

When registering a photo online, please state in the description field where it was taken.

Division 1202: Color

Class 5 Color Waterscapes, seascapes, waterfalls, water details, etc.

Class 6 Color Architecture or Cityscapes

Class 7 Color People (formal or informal)

When registering a photo online, please state in the description field where it was taken.

Division 1203: Color Nature

Class 8 Color Nature - Flowers

Class 9 Color Nature - All other plants and trees

Class 10 Color Nature Wild Animals - Mammals

Class 11 Color Nature Wild Animals - Birds

Class 12 Color Nature Animals - Insects, Reptiles, and Amphibians

Photos of zoo animals are allowed, but no photos of domestic animals. Studio photography is permitted in Flowers and other Plants and Trees. When registering a photo online, please state in the description field what is depicted.

Division 1204: Cell Phone

Class 13 Cell Phone

Color or black and white images or digital art taken with a cell phone.

IMPORTANT: When registering a photo online, please state in the description field which phone and apps (if any) were used, where it was taken and what is depicted.

Division 1205: Black & White

Class 14 B & W Scenic (landscapes, waterscapes)

Class 15 B & W Nature (plants, insects and wild animals)

Class 16 B & W Architecture or Cityscapes

Class 17 B & W People (formal or informal)

Duotones, including sepia toned images, are acceptable. No photos of domestic animals. Studio photography is allowed in B&W Nature and People. When registering a photo online, please state in the description field where it was taken and/or what is depicted.

Division 1206: Color or Black & White

Class 18 Documentary

Photo manipulation or compositing are not allowed, but high dynamic range photos are permitted if they are photorealistic. May include travel photos. Important: When registering a photo online, please state in the description field where it was taken and/or what is depicted.

Division 1207: Color, Black & White or Digital Art - No style restrictions!

Class 19 Macro-

Photo must be greater than life-size (1:1). May include photomicrographs and electron microscope images of things that can't be seen with the naked eye.

Class 20 Sports

Class 21 Still Life

Class 22 Abstract –

Usually not recognizable as an object. Includes fractal, algorithmic art. May include detail shots of nature.

Class 23 Underwater –

Water life and scenes from under the water.

Class 24 Our Best Friend –

Animals that are beloved companions and pets. Includes domestic animals such as farm animals.

Class 25 Family Moments –

Show the meaning and spirit of family relationships.

Class 26 Night –

Low-light images of night skies, astrophotography, and painting with light. May include images from dawn or dusk.

Awards sponsored by Oceanside Photo & Telescope.

Class 27 Fair Theme –

"The Fab Fair!" Musical acts and other aspects of British culture that became popular during the "British Invasion" nearly 50 years ago. May include photos of musical instruments and fashion.

Class 28 At the Fair –

Photo memories of time spent at the San Diego County Fair. *When registering a photo online, please state in the description field*

where it was taken, what is depicted and/or how the image was photographed and edited.

Division 1208: Alternative Processes - Image created by processes not described in any other division.

Class 29 Alternative Processes

Color or black and white images that have been modified through creative image-making or alternative-image processes not described in any other class or division. These include: platinum or palladium, Polaroid transfers, lifts and manipulations, color-toning of gelatin silver prints, solarization of gelatin silver prints, and blends.

Also acceptable are printing on alternative media such as metals, fabric or canvas and multiple prints on one board; however for the first time the Fair is allowing prints on metal in all categories.

All entries must be mounted so they can be displayed on the Fair's Velcro-receptive panels.

Images that utilize HDR or focus stacking are allowed in Alternative Processes, but only if use of those techniques is not the main reason they are entered in this category.

Important: When registering a photo online, please state in the description field how the image was achieved and which equipment was used.

Division 1209: Digital Art

Class 30 Compositing

Two or more source images combined into a single composition.

Class 31 Manipulation

Photos altered from their original state using filters, smudging, cloning, layering, color modifications, posterization and/or other effects. Images that utilize high dynamic range (HDR) and/or focus stacking to achieve graphics effects are allowed in this category.

Class 32 Panoramics

Images stitched together to create a single vision. Mount board may be any size up to 24 inches on the longest side. Presentation may be vertical or horizontal. An overmat is optional. *This and Large Prints are the only classes that allow panoramics.*

Class 33 Painting, Illustration, and 3D Rendering

Images modified by computer software in any of these techniques. A color or black and white image, digital or film. Style limited by class description.

IMPORTANT: *When registering a photo online, please state in the description field where it was taken how it was edited, and how many shots were used in the final image.*

NEW!! Division 1210: Large Prints

Class 34 Large Prints

Color or black-and-white images, any subject and any style, and mount boards that are larger than the standard 16 by 20 inches but no larger than 40 inches on the longest side. Like all photos entered in the Exhibition of Photography, the entries must be accepted in both stages of judging – of digital images

online and of the mounted prints themselves – to hang on the gallery walls.

IMPORTANT: *When registering an entry online, please state in the description field the size of the mount board.*

NEW!! Division 1211: California State Parks

Class 35 California State Parks

Color or black-and-white images of the beaches, mountains, deserts, forests, waterways and historic parks that make up the California State Parks System. Open to anyone 18 or older who is working, going to school or living in California. Additional awards will also be presented in this class.

IMPORTANT: *When registering a photo online, please state in the description field where it was taken.*

Judging Tips

By Dorothy Mildice

The San Diego County Fair is now accepting photo entries, and so I thought it would be good to review, and share, notes I took during the **Judges' Roundtable** last year.

There were 12 judges that attended, out of approximately 18. In the very beginning, they all agreed that judging was VERY subjective.

Two judges volunteer for two different categories. Example: Scott Barnes was a judge for “Cellphone” and also for “My Best Friend.”

They all agreed that HDR can be done in any/all categories, but it **MUST** be done well and be “totally real looking.” They threw out entries and prints that came in with halos. The “Best of Show” last year was actually “*a perfectly done HDR, showing great depth.*”

The lines between “Composite” and “Manipulation” were a bit fuzzy, with some pictures crossing over from one category to

another, and they were unable to really explain where and how they drew the line, even after reading their Rules.

Last year: If any two judges agreed that a picture they were viewing was placed in the incorrect category, **AND** if the category it should have been in had not already been judged, they electronically sent the picture to the “correct” category for judging.

That's a very nice gesture on the part of the judges, - but can't work all the time due to the judging of a category having already been completed.

For those interested, – there were 1000 pictures *entered* in “Color Scenic (Landscape)” – the single largest category – even when it's broken down into four classes by season.

Coming Events

Darlene Elwin

April 5 – Competition

The subject for the Project Competition for this month is “*Work.*”

Our Judge for this month is Paul Shilling.

Paul is a former member of Poly, and a former high-points winner. He specializes in nature, landscape, and travel photography. Many Poly members will also remember his outstanding flower images, both in our projected format and in large prints.

He has exhibited his award winning photography in many local shows and competitions. Four of his images have been published in the book, *San Diego's North County Coast: A Photographic Portrait*. He has also been published in *Nature* magazine.

You can view some of his work at www.shillingphoto.com

April 19 – Black Light Photography – (by Rick Wiley) Workshop at the Photo Arts Building.

As all you have seen many times, Rick is a real creative genius in table top photography. His choices of new, interesting subjects and methods seems to be endless.

For this meeting, he will show us what can be done with illumination of objects with black light. There will be practical demonstrations and set-ups; so bring your cameras and take some images of your own. The fluorescence on objects from black light sources is often rather dim, so you will also need a tripod for sharp images.

April 25 to April 28 – Photo Trip to Zion National Park. (with Judy Olesen)

I understand that there are a few slots still available for this Poly trip.

The trip does not include transportation, so you need to drive and/or think about car-pooling. It's about 480 miles from San Diego, and Google says the trip will take about seven hours via I-15. The plan is to reserve accommodations in the park, so if you are attending by yourself, you might consider sharing a room.

For reservations and more detailed information, contact Judy via email at: tripodready1@gmail.com

W.T. DUCK



CAN'T A GUY TAKE AN AMAZING PICTURE ANYMORE WITHOUT BEING ACCUSED OF DOCTORING IT?!



BY AARON JOHNSON

