

Newsletter of the



Poly Speaks

Edited by Jim Mildice

**Poly Photo
Camera Club**
San Diego, California

Volume 5, No. 7

August, 2014



"Dreamscape" by Jan Handman

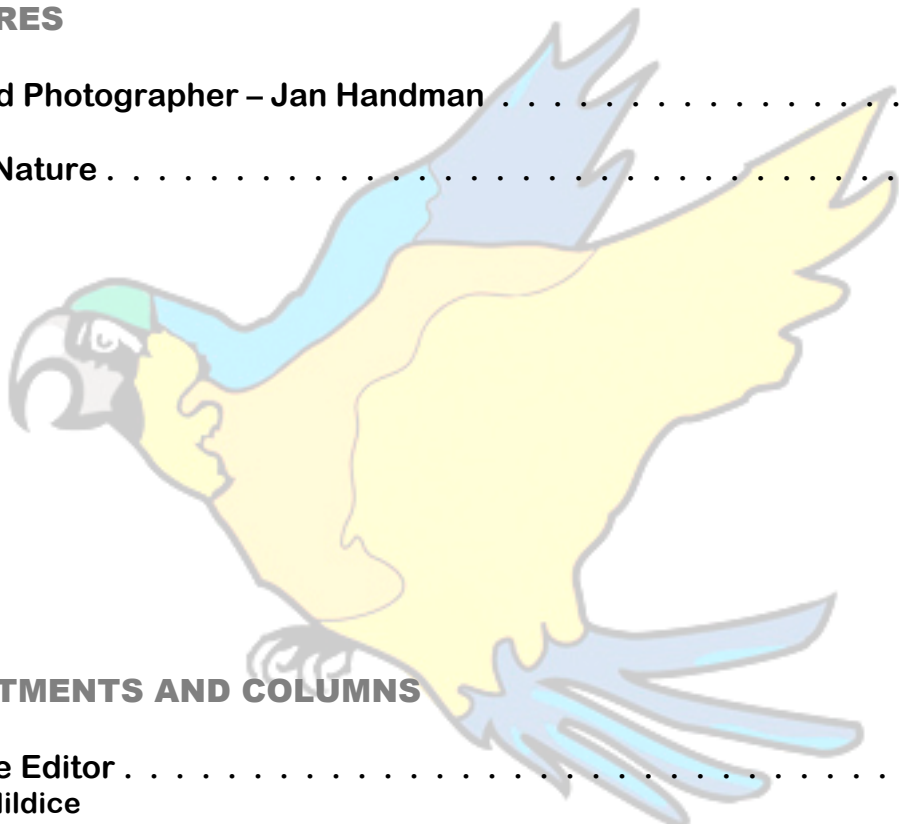
"Best of Nature" – Call for Entries

CONTENTS

News and Views of Poly Photo Camera Club Members
August, 2014 **Volume 5, No.7**

FEATURES

Featured Photographer – Jan Handman	3
Best of Nature	7



DEPARTMENTS AND COLUMNS

From the Editor Jim Mildice	2
This and That Clark Winsor	5
SCAAC Report Mary Anderson	6
Coming Events Darlene Elwin	8

Poly Speaks is published by the Poly Photo Camera Club, in San Diego, California. Editor – Jim Mildice
President – Alan Haynes | Vice President – Darlene Elwin | Secretary – Josi Ross | Treasurer – Beverly Brock

From the Editor

Our featured Photographer this month, Jan Handman, has an amazing artistic range. In just four images, she showed us surrealism, humor, impressionism, and a realistic triptich. As an avid creator of composites myself, I love what she did with “*Dreamscape*.”

The “*Best of Nature*” Photography Exhibition is now open for submission of entries. The deadline is September 3, 2014. I know that seems like there’s plenty of time to get your images ready, but it really is about time to get started. There are more details on Page 7. If you haven’t considered entering, you should think about it. It is a prestigious exhibition, and the grand prize is \$1000. Even honorable mentions get \$100.

Lately, we have heard rumors (often repeated by enthusiastic users of *Lightroom*) that Apple is discontinuing *iPhoto*. As a cataloging and library application, with some basic post-processing capabilities, *iPhoto* is convenient, highly-automated, and tremendously easy to use. Its key-word and facial-recognition search capabilities make it easy to find the images you want. If it were simply discontinued, large numbers of Mac users would be very unhappy. These rumors are true, but incomplete.

Apple is “upping the ante” in its competition with *Lightroom* by taking the functions and capabilities of *iPhoto* and *Aperture* (its professional level image editing program) and combining them in a new application called *Photos*, which will be bundled (free) with the next release of OS-X (*Yosemite*) for Macs, and iOS-8 for mobile devices. These Apps will also include a migration tool to automate movement of your photo libraries to the new systems.

Photos will also include the ability to back-up your entire photo library to the *iCloud*, thereby providing an off-site back-up, and making your pictures wirelessly available to all your computers and mobile devices.



This month, I had an interesting photo experience. I had the opportunity to photograph off-road races. There were some qualification races, along with the main event.

Over the past couple of years, I have made a few tentative explorations into shooting video with my DSLR. Since there is a lot of motion in racing, I decided to shoot video of one entire race (thinking ahead to the audio-visual possibilities for a combined still/moving slide show).

I impressed myself with the results. A modern DSLR does very good hi-def videos, which may be fully post-processed in the video section of *Photoshop CC*.

I liked it! So now I am wondering if Poly Speaks (and Poly in general) should devote a little more time to video. Send me an email, we’ll publish your thoughts about this in the next edition.

Quote of the Month –

“For that is the power of the camera: seize the familiar and give it new meanings, a special significance by the mark of a personality.”

– Alfred Stieglitz


Featured Photographer of the Month – Jan Handman

Dreamscape – (on the cover) This photo is a composite of nine images taken in Ireland (red door), Yellowstone (sky), Lake Murray (birds, people, water), and a neighbor's front walkway (pier). It took me a couple of months to get the look I wanted – lots of experimenting with Photoshop tools unfamiliar to me, and many failed attempts. I'm not a technically knowledgeable photographer by a long shot. I'm more from the "seat of your pants" school of photography. I very much enjoy the process of taking the shot, but I especially enjoy the post processing side of the equation, which ended up being a considerable chunk of time for this image!



The Princess & The Frog – For Poly's "Fairy Tale" Project, the idea of a Princess kissing a frog-Prince seemed like a workable concept. My son's girlfriend, Rhonda, agreed to pose for the shot and my son asked me to play a little trick on her and tell her she'd be kissing a LIVE frog. I agreed to go along with the prank, and told her a few days before our planned photo shoot that I had purchased a live frog and was having trouble catching enough flies to feed him. Amazingly, she was still willing to pose for me! In the meantime, I bought a plastic frog from Michael's and made a little cardboard crown for him. On the day of the

shoot, I put the plastic frog in a shoe box and punched some holes in it. Needless to say, Rhonda was more than a little relieved when she opened the box and discovered the plastic frog instead of a live one. She was a great sport about the prank, and this photo brings back wonderful memories of an unbelievably fun photo shoot.



Flight Path – This shot is one out of about a gazillion I took one day experimenting with slow shutter speed. I like the simplicity of it, and the yin-yang aspect of the straight lines of the bird's body and the curves of the wings. None of the other shots I took that day came close to this look, so I guess that's why it appeals to me!

Yellowstone Trio – One of the most rewarding and enjoyable experiences of my photographic life was a trip to Yellowstone last year. Every part of the park is stunningly beautiful, whether you're looking at a sweeping landscape or a bit of unusual texture on the ground next to your feet. The areas of the Park are all so unique and varied and not seen anywhere else on earth. If you have been there, you know exactly what I mean. If you haven't been there, you have a wonderful treat in store when you do go!



This and That

By Clark Winsor

My goodness, it's August already. In a few days, Poly will have had seven competitions in 2014, which means we have already entered 21 images. There are four months to go which means we could have 33 images accepted. In November, we'll look at our accepted images and select 11 for the year-end judging. About this time every year, I begin to wonder what was the point entering 33 images if we can only enter 11 at year-end.

Just a reminder to all – Monthly Poly competitions and judging is quiet time. Please don't make comments or even whisper to your neighbor, and above all, do not engage with the judge during the judging.

Last month, I wrote about judges' comments not necessarily lining up with the scores given. Someone did write me on this and here is another Poly member's experience. This took place after the judging. When asking the judge the reason for the score given, the comment was, "***We don't know if it's fine art, and if it will stand the test of time and hang on your wall in many years to come.***"

One thing I've learned over the years is, if we get to emotionally involved with our images, we will get our feelings hurt. Here's an example. I entered an image once of a cowboy on horseback, overlooking a valley. The image was taken in Monument Valley. I thought it was the greatest picture I ever took. I didn't know at the time that the setup was

staged. When the judge looked at my entry, it brought vacation memories, and we got to hear a lot about the judge's vacation, but not so much about my image. Needless to say, I was crushed.

At last month's judging, we learned there are four elements that make up a competition image. They are, in this order, Capture, Correction, Creativity, and Impact. I'm going to think about these elements as I get my images ready for our next competition.

Here are Scott Kelby's "Seven Steps to a Great Landscape."

1. Be in place, ready to shoot at least 30 minutes before dawn or dusk.
2. You must have your camera on a tripod with a cable release.
3. Shoot at your cleanest ISO and at f22. For most Nikons, that's 200 ISO, except for the latest models, which are 100 ISO, and for most Canons it's 100 ISO.
4. Set your white balance to cloudy.
5. Use a wide angle lens.
6. Use a neutral density gradient filter or polarizer.
7. Use the rule of thirds. If your sky is the most interesting make it 2/3 sky, if the foreground is your strong element make the sky 1/3 of the image.

We'll look at this more next month.

Clark

Murphy's Laws of Photography (Number 23)

The one time you leave the camera at home will definitely be the time you miss the shot of a lifetime. Bringing the camera with you will ensure that nothing happens.

SCACC News – July 2014

Mary Anderson

The bi-monthly meeting was held at the PAB on 7/1/14. Business is continuing along with progress in several areas. Les made contact with the right person at the city and the leak in the women's restroom was fixed that same day! At no cost to SCACC! He plans on working with the city on other improvements/repairs that might be made at no cost to SCACC.

A few things were noted about the photos displayed on the walls:

- 1) The Velcro Poly was using is often not holding up. Velcro was sticking to the wall, but not to the photo. We need to look at what the Darkroomers use that seems to work better.
- 2) Some mattes need to be better-secured to the photo. With the summer heat, glue can dissolve and the matte falls off. While some members reuse the matte and backing, this often results in weak glue.
- 3) People who sit the building have noted that visitors often like to know where the photos were taken (landscapes, mostly). Sometimes visitors ask how to contact the photographer. As the conditional use permit does not allow selling out of the building, business cards send the wrong message. It is recommended that along


with the photo title, photo location (if applicable) and photographer's name, an email address is included. That way, if a visitor wants to pursue with questions or purchase of a photo, it can be done outside of PAB.

Interclub judging was on 7/15 and winners will be announced at the next meeting.

John Watts' and Larry Vogel's workshops continue to bring in money for SCACC. Other professionals have expressed interest in doing photo workshops at PAB. Every time there is a workshop, two hosts are needed to open and close the building, as well as other duties throughout the evening. In return, the hosts can attend the workshop for free. Hosting is strictly voluntary and rotated among the clubs. Poly has been assigned two workshops for hosting: **Thursday 8/14** (Larry Vogel) and **Wednesday 11/12** (John Watts). If no one volunteers, the next club in rotation will be offered the opportunity. Again, this is strictly voluntary, but a great opportunity to attend a workshop for FREE. If you have not already hosted one of these workshops and are interested, let me know at andersonmarye7@gmail.com. First come, first served. It really is fun.

W.T. DUCK

BY AARON JOHNSON



Best of Nature Photography

International Photography Competition will be on view at the San Diego Natural History Museum

The *Best of Nature* Photography Show, will be on view in The Ordovery Gallery at the San Diego Natural History Museum from October 25, 2014 through February 1, 2015. Visitors to the Museum will view magnificent nature-based imagery by amateur and professional photographers from San Diego and around the globe. From a poignant image of a primate with her offspring to star-studded landscapes at night, and from surreal black-and-white scenes to dramatic underwater imagery, the outstanding images in the *Best of Nature* show are not to be missed.



Landscape, wildlife, and nature-based abstract/impressionistic images will be considered. The judges will look for images of nature without people. Traditional, digital, and alternative-process photographic works will be considered. Digitally-altered work is allowed, but must include a statement of how the image was altered.

All images must be digitally submitted. The entry fee is \$25 for the first three entries; and \$10 for each additional entry. The total picture limit is ten entries. Digital image submissions with fee payment are due by September 3, 2014.



Two rounds of judging will take place to determine the winning entries.

First Round: Panel of three prominent professional photographers.

Final Round: Abe Ordovery, owner of The Ordovery Gallery.

Awards

Grand Prize – \$1000

First Place – \$500

Second Place – \$250

Third Place – \$150

Six Honorable Mentions – \$100 each

Peoples' Choice Award – \$100



We'll publish more details next month. For questions email – bestofnature@cox.net

Coming Events

Darlene Elwin

August 2 – Competition. The “Project” subject is “*Night Time*.”

Eric Johnson is our judge for this month. Here’s something about him, in his own words. “I can’t say I have a special area of photographic interest. I feel like I’m on a visual journey, and each picture I make is a stop along the way. I never know where I’m headed next, and it seems there is a surprise around every turn. What I like most about photography is the sense of exploration and discovery, and the purity of pleasure it brings.”

Eric is a member of the Photo Arts Group in Escondido. You can see a portfolio of his work at its website at:
<http://photoartsgroup.zenfolio.com/p924434582/h1cf6d896#h1bce6698>

August 16 – Photoshop on the Fly, with Larry Vogel, in the Photo Arts Building.

If you have missed the evening Meet-Ups with Larry at the PAB, this will be your chance to watch him evaluate and edit submitted photos.

Larry has created a unique approach to teaching digital post-processing techniques that utilizes audience image files and a projected image critique process.

He will work through several submitted images, providing a valuable critique of the image content and technique. He will then demonstrate simple Photoshop techniques to improve how the image looks and *feels*.

Larry has led group critiques, workshops, and discussions on photographic technique and esthetics for over twenty years. He brings his years of insight and experience into a new digital era with a presentation format he calls Photoshop on the Fly. This format provides the viewers and participants with a unique experience as they follow along and contribute to the discussion, while Vogel takes command with his computer and projected images.

August 30 – Up Close and Personal II, at the Photo Arts Building.

Diane Patterson and **Josi Ross** will present a workshop on close-up photography. Poly’s Dynamic Duo presented this topic last year. However, this time they plan to go beyond flowers and critters. They’ll tell us how to get close-ups without a macro lens and how to get water drop reflections among other close-up ideas. The workshop will consist of a Power Point presentation followed by a shoot in Balboa Park and ending with a sharing session. Since Project for September 6 is Small World, you won’t want to miss this valuable instruction.

October 10, 11, 12, 13

POLY Field Trip/Photoshoot

Reserve these dates for a great photoshoot in beautiful wine country – Paso Robles. We always have a fabulous time of shooting, fellowship (and in this case wine tasting), and sharing of tips.